

River Pool™ Dimensions - 15x8 Deeper Bottom

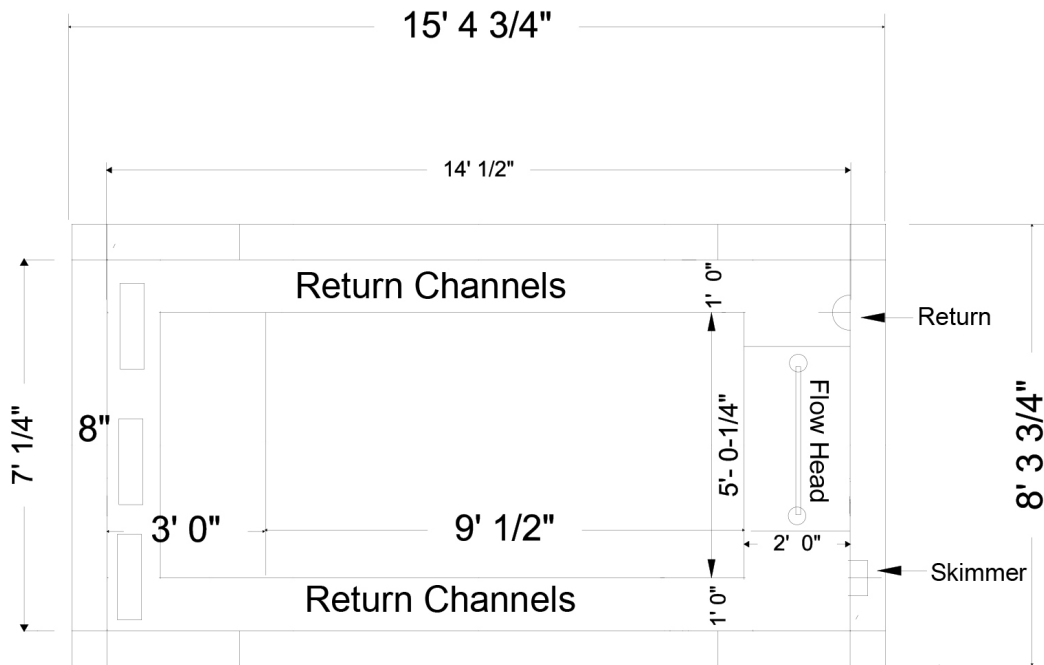
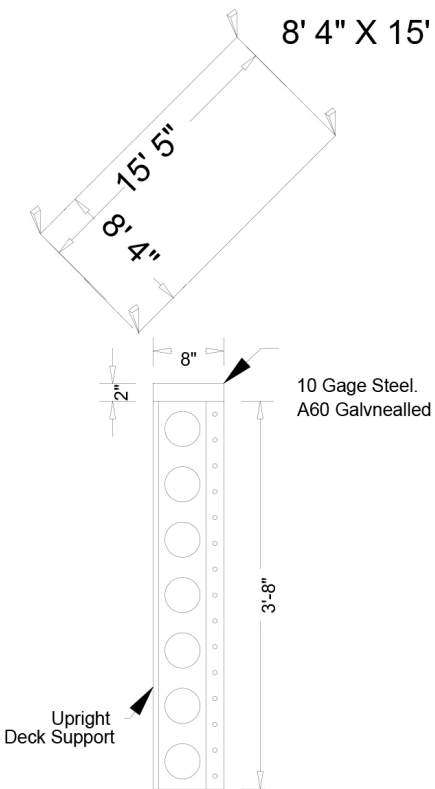
Deck Elevation
Point Guide Stake.

Stake Out
8' 4" X 15' 5"

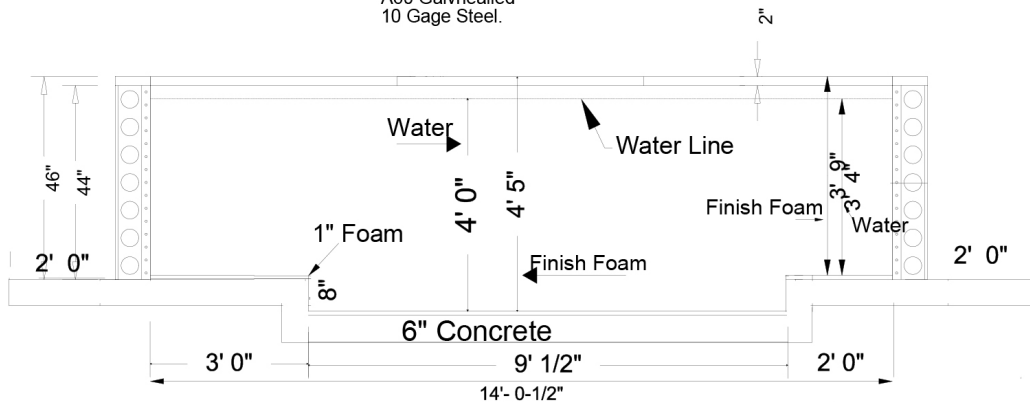
- A. Allow 24" extra Outside Actual pool dimensions for work space
- B. Select pool deck elevation for excavator to follow. All depth dimensions are based on this point.

PANELS REQ'D
12 - 3'-6" Straight

UPRIGHT DECK SUPPORT REQ'D
16



Top Seat is Made of
A60 Galvnealled
10 Gage Steel.



Date:	06-05-2008	Sentry Pool	Vinyl Liner Steel
Surface Area:	98 SQ FT		Rectangle/Above Ground
Perimeter:	42'-1 1/2"	Drawn For:	7' x 14' x 46"
Volume:	2,690 Gallons (Approx.)	Sentry	NSPI TYPE 0
	# SP-714.23L		

